

Self Advocates Becoming Empowered



'when self advocacy gets started it is like Kudzu you can't stop it!
Gail Bottoms "Kudzu Summit"2001

Alabama Arkansas Florida Georgia North Carolina Oklahoma South Carolina Tennessee

**Strategies for Membership Recruitment:
Generation What?
Connecting With Students
June 18, 2015**

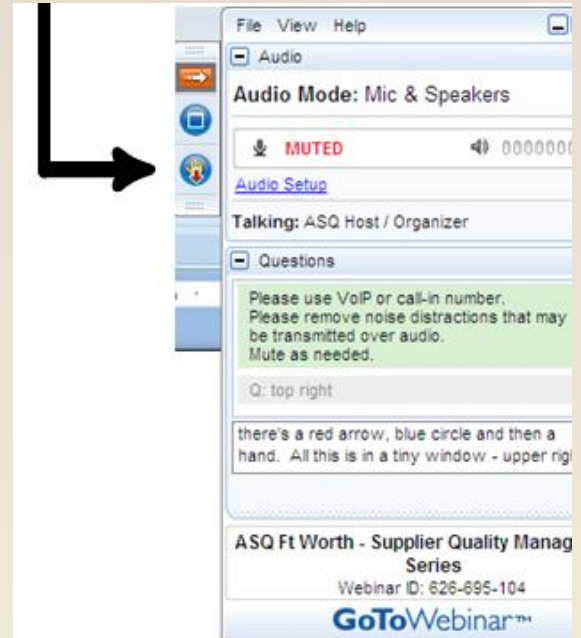


**Hello and
welcome**

WELCOME

Reminders:

- Please mute your device once you join the call
- Remember to raise your hands for questions or write a message in text box
- We will give everyone a chance to ask questions at the end of the presentation



WELCOME

Reminders:

- If you are using more than one device for this webinar, please do not place next to each other, to reduce echoing or feedback.
- Make sure your speakers are turned on.



THE PURPOSE OF THIS WEBINAR

Participants will learn about.....

- Recruiting members
- How to involve youth



POLL QUESTION #1

How many members do you have in your self advocacy group?



POLL QUESTION #2

Do you consider your membership diverse?





Generation What? Connecting With Students

Beware of labels!

Green Mountain Self-Advocates ~ www.gmsavt.org

Presenters:
Max Barrows
Nicole LeBlanc
Karen Topper

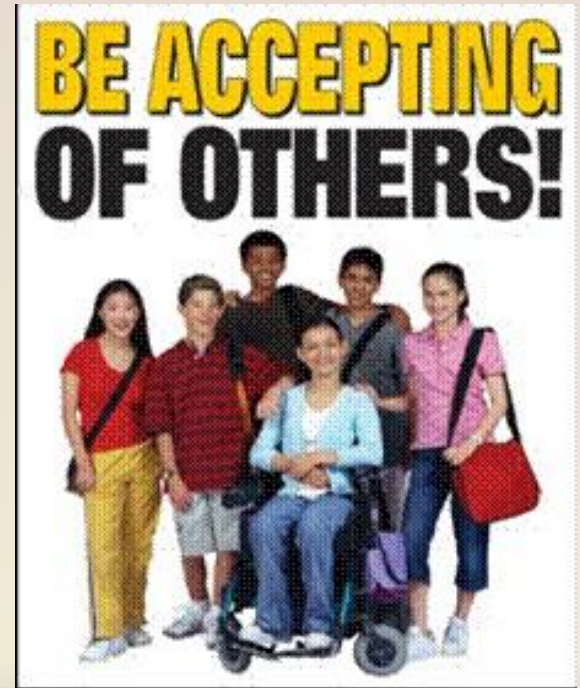


**What messages
did you hear about
young people when you
were growing up?**



**Beware we hear a lot
of bad messages
about young people.**

**Those old messages
about youth bouncing
around in our heads.**



- Don't judge people by their age, consider their experience.
- Don't talk to youth in a way that it sounds like you are talking to a child.
- Avoid assuming young people won't be able to understand something. Instead take the time to explain information to them.





**Sometimes adults
can be disrespectful
of young people.**

It's no one's fault.

- In your group, don't just ask young people to handle only small or not so important jobs.
- Try not to be surprised when young people say something intelligent, when they are dressed nicely, or when they are well organized.



**What attracted you
to get
involved in
self-advocacy?**



Some tips...

1. When you meet with students, begin by asking them what they think self-advocacy is.
2. Ask them what they think when they hear the words “independent living”.
3. Ask students where they see themselves beyond high school. Keep in mind this maybe a hard question to be asked. Students may not be able to answer this question the first time.





**How have
you tried to
get young
people
involved?**

Some tips...



6. Do not judge students. Tell them their opinions are important. Keep your own opinions to yourself.
7. Find meaningful ways for youth to get involved.
8. Remember we are all individuals. When a teen expresses their opinion they are not speaking for everyone under the age of thirty.

KEEP IT CLEAR

KEEP IT SIMPLE

Some tips...

9. Make the meeting fun with lots of hands on activities.
10. Sometimes youth are reluctant to speak up when teachers, support staff or parents are in the room.



**Give us an example of
how you make a
meeting fun with lots
of hands on activities.**



The last tips...

11. Remember students have busy lives.
Respect their choices.
12. Set up group agreements. They should include reminding seasoned leaders to talk as little as possible.
13. A disability rights meeting may be new to youth, so remember to take your time and not go too fast.



Helpful
Tips


The last tips...

14. Be careful not to interrupt a young person. Give them time to share their ideas.
15. Create an atmosphere that says it is okay to make mistakes. This can be an opportunity to introduce what we call “dignity of risk
16. Be laid back. Listen. Don’t jump in with an answer.



Helpful
Tips

Tell us a short story from your life that is an example of you speaking up, taking control, making a big decision that was not popular with the people around you?



Many thanks to www.nyln.org for sharing great resources

- Free tools <http://www.Nyln.Org/resources-3/information-clearinghouse/free-tools/>
- Get The Word Out <Http://www.Nyln.Org/wp-content/uploads/2010/10/getthewordout1.Pdf>
- Say yes to youth <http://www.Nyln.Org/wp-content/uploads/2010/10/yesbookweb.Pdf>
- Accessibility checklist <http://www.nyln.org/resources-3/information-clearinghouse/orc-adult-allies/>
- Disability Pride Video
<https://www.youtube.com/watch?v=qEOb7-E-hOs>

OCSS STATES QUESTIONS AND ANSWERS

STATE QUESTIONS

1. How many members do you have under the age of 24? Between the ages of 25-30?
2. Do you have a youth recruitment plan?
3. If not, how do you recruit youth?
4. What other activities do you use to enhance the diversity of your self advocacy group?



THANK YOU!



Regional Self Advocacy Technical Assistance Center Funded by the Administration on Intellectual and Developmental Disabilities.